

Country Fabrics Sewing Service Center LLC

Fabrics • Sewing Notions • Janome Machines • Quilts
Housewares • Gifts • Sportsman Accessories

OVER 10,000 BOLTS OF FABRIC!

SINCE 1981

HOURS:
HOURS: MONDAY-FRIDAY 9-5;
SATURDAY 9-3; CLOSED SUNDAY

March - April - May 2025
NEWSLETTER

(419) 896-3785
6142 GANGES FIVE POINT ROAD
SHILOH, OH 44878

Good Morning,

While all is quiet this early morning hour, I will have an one sided visit with you all. It's 32 degrees right now and the most talked about snow, we did not get. We did have a few beautiful snowfalls this winter, so maybe that will be all the snowfalls I'll get to enjoy this winter! I often think back on the snow blizzards we had when i was growing up. All bundled up, shoveling paths, and feeling the snowflakes fall on our face. My dad usually opened up our long lane, and between house & barn with a Caterpillar D6 crawler with snowplow, and then we children did the path shoveling. The most important paths were to chicken barn, horse stable, and the outhouse. The chickens we fed warm water & feed twice a day. We thought it was hard work, all that shoveling, but now I think back and think it was fun! When my dad was up in years, we'd sometimes mention to him about the "good old days". Then he'd get a smile and said, "you say so"?

We are very busy in the store sewing and fixing things for customers. People sometimes think I don't work there anymore, because they don't see me, but I am usually there, sitting behind a sewing machine, and I like it there. There's always a long list of jackets, snow suits, coveralls, pant zippers and more that need zippers changed, plus shortening pant legs, dresses, etc. And here lately we got quite a few old quilts and comforts to restore. Some will need lots of work and can be fixed, and others are to tattered for us to do. There are a few other women that help do these projects, and it is such a good feeling to see this quilt turned into a keepsake for their grandchildren or great grandchildren. Memory quilts, memory bears, memory pillows, made out of old clothing, we also have a few women helping us with that. And then the long arm machine quilters do all the quilting for quilts that come in. There is not one alike, they all have their own beautiful character. And then there's also quite a few ladies that do hand quilting as well, mostly on older heirloom type quilts, but they also do new ones. Have you ever wanted to quilt your own project on your domestic machine? We have a class for that on the next page. If you ever wanted to try and make your own memory quilt, watch our newsletter for a class on it, we may have one in the near future! They are not difficult to make, but they do take time. Some have a sashing between each block and others are just sewed together, no need for a border, and those are also cheaper to make, with no extra fabric. There is not one the same, its all your choice. Then we can help you with quilting & binding them. A blanket with a memory.



The seed catalogs are coming and they look very inviting for me to get my garden planned. What to plant, how much to plant, etc. This year Eric & Marnita wont garden with us as much, as they have moved into the little house right next to Country Fabrics, and there's a garden in the yard next to the store. So they are excited about having a garden right outside their house. I know my garden is too big for 2 people, but I will fill it, and surely I'll find someone who can use what we don't need. I also have cut flowers in the garden, so maybe I'll add a few more flowers. I already had a few grandchildren offer to help whenever I need them this summer. The children tell us, "all you have to do is ask, someone WILL come help you". I cannot pass up that offer, as always another hand makes it so much more fun, especially when those unwanted plants start growing.

To those who wanted to know if we ever got the steer that was out running wild, most of last summer and fall, yes, he is now ground into ground beef & cut into steaks, in our freezer! Thanks to the farmer who shared his deer feeder corn with the steer, the farmer had been watching him on trail camera, on & off during the summer. The steer turned out to be as wild as the deer. We are very thankful no vehicle hit the steer.

Harvey is kept quite busy marketing & filling compost orders. Also helping Wilson sort & vaccinate cattle to move onto finishing barns. Harvey's collection of horses, pigeons, goats, chickens, hogs, and steers here at home also keep him busy. Some of the new cattle arriving are also for our pastures. Hopefully the springs in pasture will keep the water troughs full this coming summer. As all 8 springs have water running again. Three of them are year round springs, and never stopped last summer. As the saying goes, "when the days get longer the springs get stronger", sure proved to be true this year.

God bless the friend who sees my need and reaches out a hand, who lifts me up, who prays for me, and helps me understand.

Rachel for County Fabrics

P.S. As you may or may not know, our dear Mom/Rachel thinks spending time in the woods hunting whitetail deer a waste of good time! But, lo, one snowy day Dad/Harvey convinced her (after many years of trying) to go on a walk in the snow to a deer blind, since Mom just loves snow! They ended up in a 360 hunting blind, watching snowflakes, birds, and wildlife; a very beautiful scene. She ends her snowy evening by harvesting a nice 8pt buck! To this day, we still don't know who was most excited: Mom? Dad? or Eric?

Did you know that an eagle can foresee when a storm is approaching long before it breaks? Instead of hiding, the eagle will fly to some high point and wait for the winds to come. When the storm hits, it sets its wings so that the wind can pick it up and lift it above the storm. While the storm rages below, the eagle soars above it. The eagle does not escape or hide from the storm; instead, it uses the storm to lift it higher. It rises on the stormy winds which others dread. When the storm of life or challenges hits us, we can rise above them and soar like the eagle that rides the storm's winds. Don't be afraid of the storms or the challenges in your life. Use it to lift you higher in your life.



MARCH 18 - 22, 2025

Spring Shop Hop

16TH ANNUAL

Shophop & Enter to Win
\$30 GIFTCARD!

Special Sale
Prices & Giveaways!

Join the fun! Enjoy the rural Shiloh Countryside as Spring is bursting forth with color! Pick up your passport, visit each of the seven shops and then be entered to win one of fourteen (14), \$30 giftcards! Looking forward to meeting you and your friends!

COUNTRY FABRICS

JANOME
Certified Dealer



419.896.3785

Sewing Service Center LLC

6142 Ganges Five Points Road, Shiloh OH 44878
Hours: Monday-Friday 9-5, Saturday 9-3, Closed Sundays

44th Anniversary Sale

10% OFF STOREWIDE*

*Exclusions Apply

FREE GIFT
w/purchase



FREE COFFEE & DONUTS!

Exclusive **JANOME** savings - Fabric Bargains



Traeger Ironwood 650

NEWSWANGER MEATS

1585 ST. RT. 603 SHILOH 419-896-3902

OUR OWN FRESH BEEF, PORK, & CHICKEN

Smoked Meats: Bacon, Ham, Hot Dogs, Bratwursts
Traeger Grills & Grilling Pellets in Stock!



In Store
Specials
All Week

Mon-Fri 8-5 • Sat 8-3

10% OFF STORE WIDE



Non-GMO Pastured* Chicken
Chicken Cuts • Whole Chicken • Chicken Sausage • Chicken Patties
Grass-Fed Beef • Duck • **Silver Rocket Charcoal Grills** • Lump Charcoal • Seasonings • Honey
Maple Syrup • Butcher Knives • Chicken Range Coops • Feeders • Waterers • Nestboxes • Transport Crates

419-896-2468

Poultry
Retail Beef & Supplies

Mon-Fri 8-4 • Sat 9-12 • Closed Sunday

*Pastured Seasonal

The Rissler Family
400 Baseline Rd. W.
Shiloh, OH 44878



Blooming Grove Sewing LLC

Purchase a NEW

Bernina 435 ONLY \$999

10% OFF Entire Store

7187 Amstutz Rd., Shiloh • 419-896-2982



BERNINA
Authorized Dealer



7316 AMSTUTZ RD SHILOH OH 44878
419-896-2110

- HARDWARE
- FARM SUPPLIES
- PET SUPPLIES
- ANIMAL HEALTH
- FOOTWEAR
- APPAREL
- HOUSEWARES
- GIFT ITEMS
- TOYS
- FABRIC



PAPER BAG SALE
15% OFF everything
THAT FITS IN THE BAG

- New Indoor Dining Area
- Full-Course Meals Served ShopHop Days
- Grab & Go Soup and Sandwiches
- Deli Meats & Cheese
- Homemade Baked Goods
- Bulk Food & Produce
- Our Farm-Raised Frozen Beef, Pork & Chicken



Burky's Farm Market
4012 St. Rt. 13, Greenwich
Corner Rt. 13 and Rt. 224
Ph. 419-752-0061

15% off all you can fit in Burky's Bag

- Clothing
- Footwear
- Toys
- Kitchenware
- Lifetime Tables & Chairs

Mon.-Fri. 9-5
Sat. 9-2

CountyLine Store LLC

We've got you covered!
2465 Baseline Rd, Shiloh
419-896-3003

10% OFF Storewide
(excluding Lifetime Products & Greenhouse Supplies)



LOWA
Ranger III GTX
Renegade GTX Mid
Z-6S GTX C

Burky's Shop Hop Menu - March 18-22

TUESDAY

- DINNER ROLLS
- HAM BALLS
- MASHED POTATOES
- NOODLES
- BROCCOLI SALAD
- PIE

WEDNESDAY

- DINNER ROLL
- GRILLED BONELESS CHICKEN THIGH
- RANCH POTATOES
- NOODLES
- BROCCOLI SALAD
- PIE

THURSDAY

- DINNER ROLL
- BURKEY'S GRILLED GROUND BEEF STEAK
- MASHED POTATOES
- NOODLES
- LETTUCE SALAD
- COFFEE PUDDING

FRIDAY

- GARLIC BREAD
- LASAGNA
- CHEESY POTATOES
- RED BEET EGGS
- LETTUCE SALAD
- COFFEE PUDDING

SATURDAY

- CHIPOTLE BOWL (CHICKEN OR STEAK)
- RICE & BEANS
- SALSA
- LETTUCE
- QUESO DIP & CHIPS
- HOT FUDGE SUNDAE
- ICE CREAM



44th Anniversary Sale Savings



10% OFF STOREWIDE*
*Exclusions Apply

Since 1931

Country Fabrics

MARCH 18-22, 2025



BACK IN STOCK

Polyester Batting Rolls

60" -96" - 120" wide by 30 yds
Quilt weight - Comfort weight

QUILT BACKINGS

108x108 **\$32.98**

Assorted Prints & Colors

FAT QUARTER FRENZY

\$1.75 each

Fat Quarter size approx 18"x22"

DRESS FABRIC CLEARANCE

polyesters - polycottons - knits
\$5.00 / yd

JANOME SAVINGS

Reliability by Design

Memory Craft 6700P

\$2499.00



Airthread Serger
\$998.00





Do you ever worry about the authenticity of your veggies, eggs or chickens? Whether they are actually naturally and humanely raised? If yes, then growing your own is the answer!

Mobile Gardens & Alumi Coops






Check out our current & new Block-A-Month



NEW!

Master the art of Machine Quilting, with a walking foot on your domestic machine! Vital tips, tricks and step by step instructions are included for mastering all styles of walking foot quilting. Beginners to Advanced.



Heart-Shaped Magnetic Pincushion with Slap Band Bracelet
Keep your pins within easy reach with this magnetic wrist-style pincushion. The flexible purple slap band easily and comfortably secures the pin cushion to your wrist. The generous surface of the magnet gives you plenty of space for pins and needles while you work

QUILTERS DREAM 80/20

Quilters Dream 80/20 the perfect blend of 80% high grade long staple USA cotton fiber paired with 20% fine denier poly microfiber for a soft, silky batting that drapes beautifully and breathes well. The long staple cotton fiber reduces shrinkage and adds stability so that the stitches can be up to 8" apart. The poly micro fibers add loft and resistance to creases/wrinkles. There are no scrim, glues or other binders to resist the needle

MARCH SAVINGS

Incred - A - Soil Humus Compost



SAVE \$1.00
Per 32lb bag

price after discount
\$8.98 bag or 6+ for \$8.50 bag

Valid March 2025 - No limits - MUST PRESENT COUPON

APRIL SAVINGS

Empty Bolt of Your Choice
14% off entire piece

includes sale fabrics
in stock fabrics only

Valid April 2025 Limit: 3 Pieces
MUST PRESENT COUPON

MAY SAVINGS

Sewing Machine Needles

Buy 2, Get 1 FREE

New needle in your machine DOES impact your sewing quality. Changing a needle with every new project is recommended. Pick the correct needle for your fabric type!

Valid May 2025-No Limits-All brands
MUST PRESENT COUPON





**APRIL
25-26
2025**

10:00 - 4:00

YOUR OPPORTUNITY IS HERE!

Come test drive the AMAZING JANOME Continental M17 while a JANOME certified Instructor guides you!



This is an invitation for non-owners to experience the JANOME Continental M17.

During the event, experience:

- **Hi-Definition Quilting** with precision stitching and regulation
- **Hi-Definition Embroidery** like never before with the High Definition results
- **Hi-Definition Sewing** in comfort, ease and horsepower

**Call to register:
419-896-3785**

**FEE:
\$100**

includes: Lunch, Kit

Continental M17



**Lowest Price
EVER on
JANOME
CM17!**

**FREE
EVENT**
If you purchase
Continental M17!

Classes by Joanne

ENTANGLED SKY

Made using the Creative Grids 60 Degree Diamond Ruler, this stunning quilt is constructed entirely out of 2½" strips and is deceptively easy to assemble. All the magic happens with three shades of each color, in light, medium, and dark.

It also looks great when you choose to use a single-color way instead of a variety of colors.



Tues., March 4th
10:00 – 4:00 \$40 plus pattern and ruler

BINDING BOOT CAMP

Do you have a stack of quilts that need to be bound, but you aren't sure how to do it? Perhaps you've bound quilts but weren't happy with the results. If that's the case, this class is for you! Binding is made easy in this class in which you'll receive two kits that include binding strips and a small quilt on which to work so you don't have to worry about messing up one of your own projects. In the first half of the class, we'll go through all the steps of traditional binding; and in the second half, you'll learn how to attach binding completely by machine and add a splash of color at the same time. (This binding is NOT the backing brought to the front.) Join this fun and productive class so you can become a binding pro!



Monday, April 7th 10:00 – 4:00 \$60 includes two small quilt kits

I HEART YOU QUILT


This fresh take on a classic heart quilt can be made in time for Summer birthdays or graduations! These little heart message bubbles are inspired by getting a text from a loved one. It is block based, beginner friendly, and finishes at 55" x 61". This class is suitable for experienced quilters and confident beginners.



Monday, April 28th
10:00 – 4:00 \$40 plus pattern

BINDING BOOT CAMP 2 - BEYOND BASIC TRAINING

Now that you've mastered the basic binding technique, it's time to get serious and join the elite group of quilters who effortlessly bind projects with irregular angles, scallops, and even circles. In this class you will learn how to add binding to quilt edges that have irregular angles and get nice looking points on both the inside and outside angles. We will also take the mystery out of bias binding and learn two methods of making bias binding - continuous and traditional, and when to use each one. So, you don't have to worry about messing up one of your own projects, you'll receive two kits to learn these techniques. Join us for this fun and productive class so you can take your binding to the next level and add that extra punch of spectacular to your quilts.



Wednesday, April 30th 10:00-4:00 \$60 includes two small quilt

SHATTERED

Let's take 10" square blocks, cut them apart, and then sew them back together to create a block that looks like shattered glass. This is an updated version of the stack and whack quilts from years past that looks great in any fabric combination – especially solids and batiks. This quilt is quick to sew because we'll be making seven blocks at a time! There are five size options included in the pattern, but it is easy to adjust if you want a different size.



Monday, May 5th 10:00 – 4:00 \$40 plus pattern

SIMPLE SCALLOP BABY QUILT -BACK BY REQUEST

Do you need a quick, but impressive baby quilt? If so, this is the project for you! In this class, we will turn a standard panel into a stunning quilt by using the Creative Grids Scallop Tool. The class will focus on the technique of creating scallop borders so you can transfer your newly acquired skill to any quilt project. Bias binding will also be discussed.



Tuesday, June 3rd
10:00 – 4:00 \$40 plus pattern and scallop tool

SIT AND SEW -BYOP (BRING YOUR OWN PROJECT)

Wed., March 5th OR Tues., April 15th OR Tues., May 6th OR Wed., June 4th

10:00 – 4:00 \$40

Bring a project (or two) of your own choosing and get some serious work done on it. There is always lots of sewing, laughter, and fellowship, so come join the fun!

Classes by Laura

DRESDEN BLOOM


Join us for a modern take on a traditional design. Select your color palette or try scrappy. This design is jelly roll friendly too. Pattern and ruler required.



Tuesday, March 25th
10:00 – 4:00 \$40 plus pattern and ruler

EMELIA

This stunning quilt is fun to make with its shadows and bright colors. It is a layer cake pattern but can be made with your choice of fabrics and colors. It can be made in small (55" square) or large (76" square) size.



Friday, April 11th
10:00 – 4:00 \$40

MACHINE QUILTING WITH YOUR WALKING FOOT

Do you wish you could do your own quilting? Sign up for a fun day of learning how to use the walking foot on your domestic sewing machine to finish your projects. We will practice using different types of designs, batting, and threads.

Tuesday, May 13th 10:00 – 4:00 \$70 includes quilt, sandwiches, supplies

Class by Eric

SEWING MACHINE OPERATORS

Have you ever wanted to understand what your sewing machine can do for you? Bring your machine & we will show you the different functions and basics of understanding your machine. Bring your machine & all the accessories. All brands of sewing machines accepted, no embroidery machines.

Saturday, April 5th \$50 per session - Must preregister
Pick the time that works best for you:
9:30-10:30 11:00-12:00 1:00-2:00

SPRING: A LOVELY REMINDER OF HOW BEAUTIFUL CHANGE CAN TRULY BE!

**Mark Your
Calendars!**

April 18, 2025
May 26, 2025
May 29, 2025

Good Friday
Memorial Day
Ascension Day

CLOSED On These
Days

Red Hash Brown Casserole

Ingredients

- 2lbs. radishes (pre-shredded or whole)
- 2Tbs. unflavored coconut oil
- 1^{1/4} tsp Mineral Salt
- 1 tsp Italian seasoning
- 1/2 cup sour cream
- 8 oz grated, sharp cheddar cheese (divided)
- 2 eggs
- 1/2 tsp. parsley flakes
- 1/8 tsp black pepper

Directions

1. Preheat oven to 425°F. Spray a 9x13 baking dish with coconut or olive oil and set aside
2. If using whole radishes, peel and then run them through the food processor with the grating blade on it. Add shredded radishes to a non-stick skillet with the coconut oil, and salt. Cook on high for 10-15 minutes or until they're soft (tossing frequently so they don't stick or burn)
3. Now add the Italian seasoning, sour cream, and half the cheese (4oz) to the radishes and give a good stir then stir in the two eggs.
4. Spread the mixture onto the sprayed baking dish, sprinkle on the remaining 4oz of cheese and spices and bake for 20-25 minutes. Top with chopped green onions if desired.

**Mother's Day
Appreciation**

May 16-17, 2025

Sit down, Test drive a new
JANOME sewing, embroidery
or serger machine and EARN
a 13% off coupon for that
special someone in your life or
yourself!

COME JOIN THE FUN!

Coupon valid on fabrics, battings or JANOME
sewing machines. Must sew for a minimum of 15
minutes. Coupon only valid May 16-17, 2025.